

## User Guide for G.C.E. (A/L) Examination – 2022(2023) Application for Re-scrutiny of Results

1. Log in to the Exam Information Center and select the application - " G.C.E. (A/L) Examination – 2022(2023) Application for Re-scrutiny of Results"

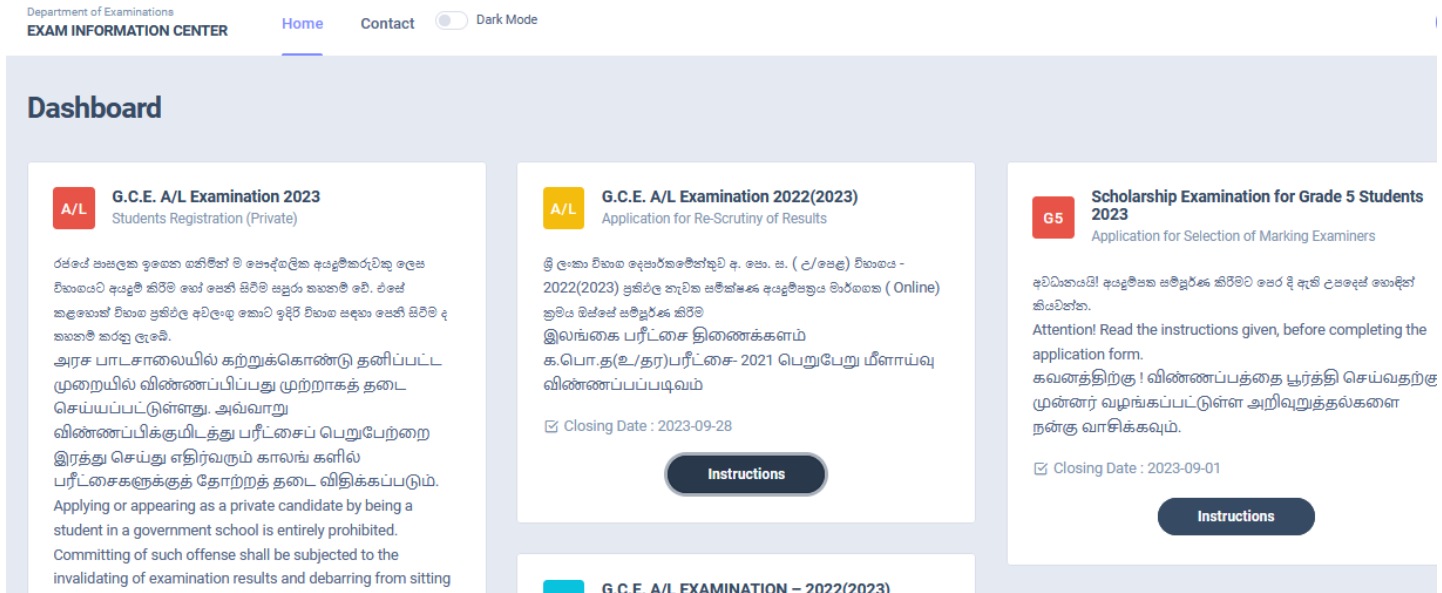


Figure 1

2. Click on Instructions

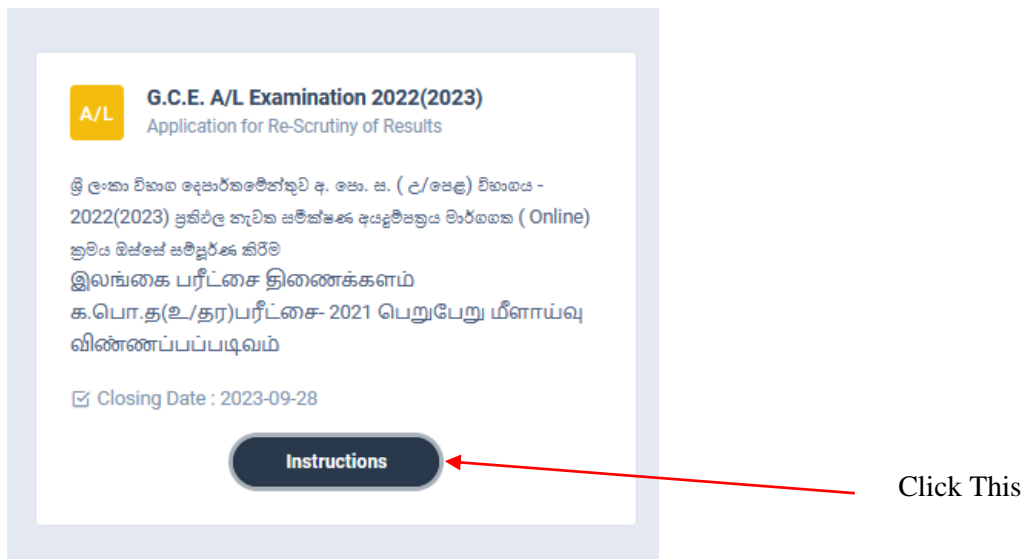
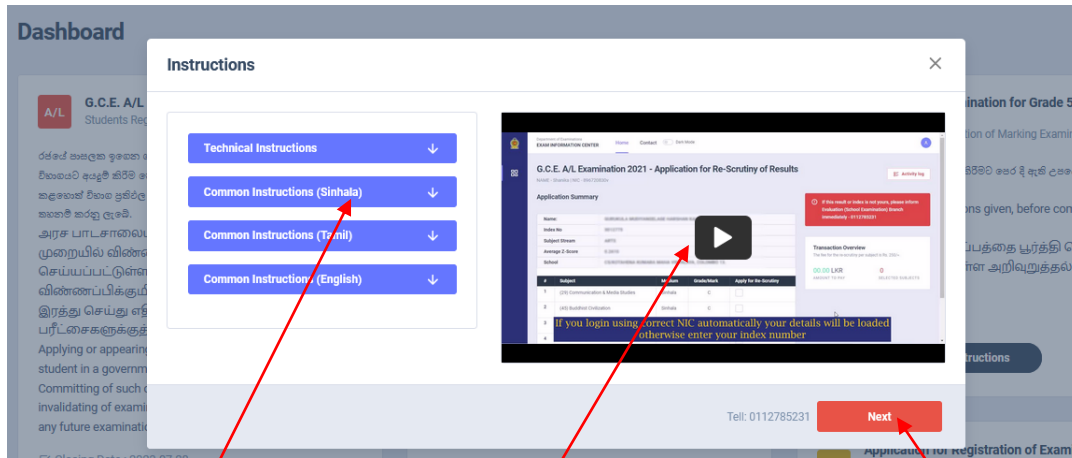


Figure 2

### 3. Read the instructions before fill in the application



Click for Common Instructions

Click this to watch the Instructions Video

Select Next and go to the Re-Scrutiny Application

Figure 3

4. After you logged to the system using the NIC (which was used to apply for the exam) the details of your result sheet will be automatically displayed

### G.C.E. A/L Examination 2022(2023) - Application for Re-Scrutiny of Results

NAME - Sam | NIC 199904

#### Application Summary

Name:	<input type="text"/>			
Index No	<input type="text"/>			
Subject Stream	<input type="text"/>			
Average Z-Score	-1.1088			

#	Subject	Medium	Grade/Mark	Apply for Re-Scrutiny
1	(23) Political Science	Tamil	F	<input type="checkbox"/>
2	(44) Islam	Tamil	S	<input type="checkbox"/>
3	(78) Arabic		S	<input type="checkbox"/>
4	Common General Test		36	<input type="checkbox"/>
5	General English		F	<input type="checkbox"/>

Figure 4

NIC which was used to apply for the exam

## 5. Check whether your details are correct

Check your **Name**, **Index Number**, **Medium** and **Results**

If any of above details are **INCORRECT**, please inform **School Examinations and Evaluation branch** immediately – **0112785231, 0112785681, 0112785216**

**Application Summary**

Name:

Index No:

Subject Stream:

Average Z-Score: -1.1088

#	Subject	Medium	Grade/Mark	Apply for Re-Scrutiny
1	(23) Political Science	Tamil	F	<input type="checkbox"/>
2	(44) Islam	Tamil	S	<input type="checkbox"/>
3	(78) Arabic		S	<input type="checkbox"/>
4	Common General Test		36	<input type="checkbox"/>
5	General English		F	<input type="checkbox"/>

**Submit Request**

**Transaction Overview**  
The fee for the re-scrutiny per subject is Rs. 250/=

0 LKR AMOUNT TO PAY

0 SELECTED SUBJECTS

**Submit Request**

**Subjects you applied**

**The result**

**Still the payment and subjects are zero**

Name and the Index Number

Figure 5

## 6. Now select the subjects you wish to apply for Re-Scrutiny, then only becomes active, click on it

**Submit Request**

button

**Application Summary**

Name:

Index No:

Subject Stream:

Average Z-Score: -1.1088

#	Subject	Medium	Grade/Mark	Apply for Re-Scrutiny
1	(23) Political Science	Tamil	F	<input checked="" type="checkbox"/>
2	(44) Islam	Tamil	S	<input checked="" type="checkbox"/>
3	(78) Arabic		S	<input type="checkbox"/>
4	Common General Test		36	<input type="checkbox"/>
5	General English		F	<input checked="" type="checkbox"/>

**Submit Request**

**Transaction Overview**  
The fee for the re-scrutiny per subject is Rs. 250/=

750 LKR AMOUNT TO PAY

3 SELECTED SUBJECTS

**Submit Request**

**Select the subject or subjects you wish to apply for Re-Scrutiny**

**Total payment**

**No of subjects you applied**

**Click this**

Figure 6

## Application Summary

### Transaction Info

Submitted By	
Submitted At	2023-09-04 14:47:20
Status	Payment Pending
Due Amount	750.00 LKR

Reset the Application

### Application Summary


Name				
NIC				
Index No				
Subject Stream				
Average Z-Score	-1.1088			

#	Subject	Medium	Grade/Mark	Status
1	(23) Political Science	Tamil	F	Requested
2	(44) Islam	Tamil	S	Requested
3	(78) Arabic		S	
4	Common General Test		36	
5	General English		F	Requested


### Payment Mode

Select a Payment mode to continue.

Pay By Credit/Debit Card



Pay By Postal Department



See How Postal Payment Works

Due Amount for  
subjects you  
applied

Payment status

If you want to change the details,  
click this to Reset the application

Check the  
status of the  
subjects you  
applied

Figure 7

7. If above application summary is correct now you can select a payment mode.

There are **TWO** types of payment methods

Select **ONLY ONE** payment method to pay your Application fee.

Watch “See How Postal Payment Works” video before select the postal payment method

### Transaction Info

Submitted By	
Submitted At	2023-09-04 14:47:20
Status	Payment Pending
Due Amount	750.00 LKR

Reset the Application

### Application Summary

Name				
NIC				
Index No				
Subject Stream				
Average Z-Score	-1.1088			

#	Subject	Medium	Grade/Mark	Status
1	(23) Political Science	Tamil	F	Requested
2	(44) Islam	Tamil	S	Requested
3	(78) Arabic		S	
4	Common General Test		36	
5	General English		F	Requested

### Payment Mode

Select a Payment mode to continue.

#### Pay By Credit/Debit Card

#### Pay By Postal Department

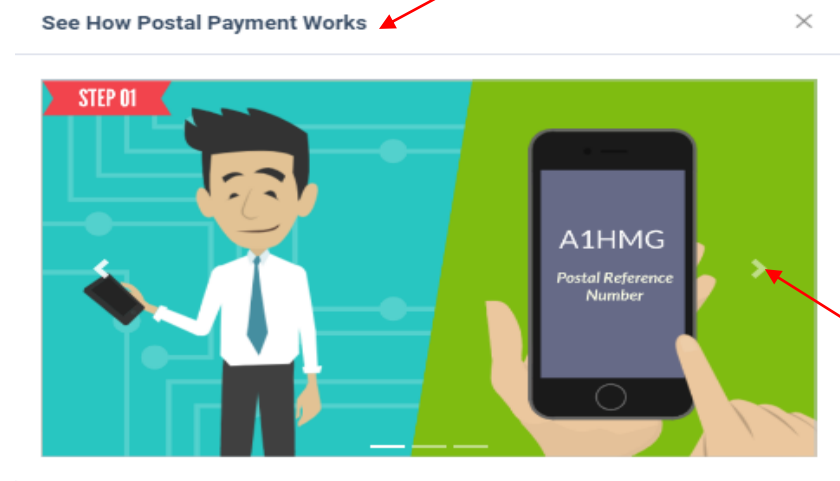
See How Postal Payment Works

Figure 8

Pay by Credit/Debit Card

See how postal  
payment works

Pay by Post Office



Click this to see  
the next steps

Figure 9

## I. Pay by Credit/Debit Card

### Transaction Info

Submitted By	
Submitted At	2023-09-04 14:47:20
Status	Payment Pending
Due Amount	750.00 LKR

Reset the Application

### Application Summary

Name				
NIC				
Index No				
Subject Stream				
Average Z-Score	-1.1088			

#	Subject	Medium	Grade/Mark	Status
1	(23) Political Science	Tamil	F	Requested
2	(44) Islam	Tamil	S	Requested
3	(78) Arabic		S	
4	Common General Test		36	
5	General English		F	Requested

### Payment Mode

Select a Payment mode to continue.

#### Pay By Credit/Debit Card

#### Pay By Postal Department

See How Postal Payment Works

Figure 10

Click this

Enter your Credit/Debit card details and click Pay Now.

AL Examination 2021 - Re-Scrutiny  
fee : 250.00 LKR

Card number \*

Expiry month \* Expiry year \*

MM  YY

Cardholder name \*

Security code \*

3 digits on back of your card

The next screen you see may be payment card verification through your card issuer.

[Cancel](#)

**Pay now**



Figure 11

Click this

## II. Pay by Post Office

When you click the Postal payment you will receive a SMS (with a reference number) to your mobile and pop-up message will be displayed.  
Read it and click ok.

### Reference Number

# RFKFTD

Provide this reference number when paying to a post office

- 1.Go to a post office
- 2.Provide the details which we sent to your mobile and make the payment
- 3.Login to the system again or click the link in the end of the SMS
- 4.Check your details
5. Download your application form.



Figure 12

Click this

- Provide the reference number to the post office and pay the Re-Scrutiny fee.
- You will receive a SMS mentioning that your postal payment is **SUCCESSFUL**.
- After completing the postal payment, download the Application by Login to your account. For this, simply you can use link which was sent to your mobile.



## AL Examination 2022 - Re-Scrutiny fee

Transaction ID: ALR443504 Submitted At: 2023-09-04 14:47:20

[See How Postal Payment Works](#)

⌚ Unpaid applications will be rejected.

## Exam Application Summary

Name				
NIC				
Index No				
Subject Stream				
Average Z-Score	-1.1088			
#	Subject	Medium	Grade/Mark	Status
1	(23) Political Science	Tamil	F	Requested
2	(44) Islam	Tamil	S	Requested
3	(78) Arabic		S	
4	Common General Test		36	
5	General English		F	Requested

## Transaction Info

Submitted By	*****
Submitted At	*****
Status	Postal Payment Pending
Postal Reference number	RKWJJD
Due Amount	750.00 LKR
<a href="#">See How Postal Payment Works</a> <a href="#">Reset the Exam Application</a>	

Figure 13

See how postal payment works

8. After you made the payment, you can download your “Application for Re-Scrutiny of Results”

Click here to download  
the application

**G.C.E. A/L Examination 2022(2023) - Application for Re-Scrutiny of Results**

NAME - Sam | NIC - 199904401880

Activity log

Download the Application

**Transaction Info**

Transaction ID:	ALR443504
Submitted At	2023-09-04 14:47:20
Status	Postal Payment Successful
Order ID	RKWJJD
Order Reference	
Paid Amount	750.00 LKR

**Application Summary**

Name				
NIC				
Index No				
Subject Stream				
Average Z-Score				
#	Subject	Medium	Grade/Mark	Status
1	(23) Political Science	Tamil	F	Requested
2	(44) Islam	Tamil	S	Requested
3	(78) Arabic		S	
4	Common General Test		36	
5	General English		F	Requested

Figure 14

Status of your payment

If your payment successful and still you cannot see  
switch on Desktop Mode in your web browser.

Download the Application

button

9. Download the PDF application and keep it safely with you



**DEPARTMENT OF EXAMINATIONS**  
**G.C.E. (A/L) EXAMINATION - 2022(2023)**  
**APPLICATION FOR RE-SCRUTINY OF RESULTS**

01. Index No.

02. Name of the Candidate

03. N.I.C. No.

04. Telephone No.

05.

#	Subject	Medium	Grade/Mark	Status
1	Political Science	Tamil	F	Requested
2	Islam	Tamil	S	Requested
3	General English		F	Requested

06. Are You a School Candidate?

NO

07. Name of the Examination Center

7 CS/KOTAHENA MADHYA MAHA VIDYALAYA,, MAHA VIDYALAYA,  
MAWATHA, COLOMBO 13. HALL NO: 2

08. **Information about the Payment**

Amount (LKR):

750.00

Payment Method:

POST

Number of the Receipt :

ALR443504

Date

2023-09-04

Reference No.

RKWJJD

**H.J.M.C. Amith Jayasundara**  
**Commissioner General of Examinations**

Note: Keep this application safe with you for future reference, no need to post or email any copy of this to Department of Examinations.  
*This is a computer-generated document. No signature is required.*

Figure 15

- For further details, contact;

**School Examinations Evaluation Branch – 0112785231, 0112785681**

**Email: [evaluation.exams@gmail.com](mailto:evaluation.exams@gmail.com)**

- For more technical support contact;

**Online Unit - 0113671568, 0113661122**

**Email: [doeonlineexams@gmail.com](mailto:doeonlineexams@gmail.com)**